



**ARMY PUBLIC SCHOOL MIRAN SAHIB**  
**COMPILED HOLIDAYS HOMEWORK**  
**CLASS - II (2024-25)**





**SUBJECT – ENGLISH**

S no.	Skill	Homework	Learning outcome	Marks
1.	Reading	<p>Choose a storybook from the following suggested titles: -</p> <ol style="list-style-type: none"><li>1. The Very Hungry Caterpillar.</li><li>2. Goldilocks and three bears.</li><li>3. The Little Red Hen.</li></ol> <p>Read the story carefully and answer the following questions: -</p> <ol style="list-style-type: none"><li>A) Write the title of the storybook you read?</li><li>B) Who are the main characters in the story? Write their names.</li><li>C) Where does the story take place?</li><li>D) What was your favourite part of the story? Why did you like it?</li><li>E) What lesson did you learn from the story?</li><li>F) Draw and colour a picture of your favourite scene or character from the story.</li></ol>	<ul style="list-style-type: none"><li>• Students will practice reading aloud with proper expression and clarity.</li><li>• Students will express their understanding through drawing or writing about their favourite characters.</li></ul>	5
2.	Writing	<p><b>My Dream School</b></p> <p>Imagine your school is magical. What is special about it, and what happens in a day at this dream school?</p> <p>Example:</p> <p>"In my dream school, the walls change colours every hour! I learn how to talk to animals, and my teacher is a kind fairy. We fly on magic carpets for field trips."</p>	<ul style="list-style-type: none"><li>• Students will learn to use their imagination to create new ideas, settings, and characters.</li><li>• Students will expand their vocabulary by using new words to describe people, places, and events in their stories.</li></ul>	5
3.	Project	<ul style="list-style-type: none"><li>• Make two simple handmade toys. You can use waste material available at home. Use your creativity and enjoy your own handmade toy. Some links for help:- <a href="https://www.youtube.com/watch?v=mSB2R810UMM">https://www.youtube.com/watch?v=mSB2R810UMM</a> <a href="https://www.youtube.com/watch?v=-47YGdWoSj8">https://www.youtube.com/watch?v=-47YGdWoSj8</a> <a href="https://www.youtube.com/watch?v=CLZJe6bq4ek">https://www.youtube.com/watch?v=CLZJe6bq4ek</a></li></ul>	<ul style="list-style-type: none"><li>• Gain hands-on experience in crafting and assembling materials.</li><li>• Use imaginative thinking to design unique and innovative toys.</li><li>• Recognize the importance of reducing waste to protect the environment.</li></ul>	

## SUBJECT-HINDI

क्रम संख्या	कौशल	विषय	अंक
१	लेखन	<ul style="list-style-type: none"><li>• प्रतिदिन एक पृष्ठ सुलेख लिखें।</li><li>• किन्हीं पाँच विषयों पर रचनात्मक लेखन लिखें।</li><li>• उदाहरण( मेरा घर, मेरा स्कूल, मेरा बगीचा, बस,पेड़ कार आदि)</li></ul>	५
२	विषय संवर्धन गतिविधि परियोजना कार्य	<ul style="list-style-type: none"><li>• पुराने अखबार से लिफ़ाफे बनाएं और उन पर अँगूठे की छाप से डिज़ाइन बनाओ।</li></ul>	५
३.	पठन	<ul style="list-style-type: none"><li>• कोई कहानी,कविता ,चुटकुला या पहेली याद करें व उसका वीडियो बनाकर अपनी हिंदी अध्यापिका को भेजें।</li></ul>	५

## SUBJECT-MATHEMATICS

S. NO.	SKILL	TOPIC	MARKS
1	WRITING	<b>Maths worksheet</b>  geometry worksheet.pdf	10
2	SUBJECT ENRICHMENT ACTIVITIES	<b>Plane figures</b> i) Make a plane figure using match sticks on a scrap book paper. <b>Material Required:</b> scrap book, glue, match sticks and marker.	10
3	PROJECT	<b>Name of project:</b> Make a clock. <b>Material Required:</b> Chart, glue, cardboard/ thermocol, black marker. <u>Steps to make:</u> i) Paste a chart on cardboard/thermocol. ii) Write the numbers 1 to 12 on the chart and paste it on the cardboard/thermocol. iii) Make the hands. iv) Next find the centre point of the circle and make a hole and attach the hands.  <b>Reference Link:</b> <a href="https://youtube.com/shorts/Ldtky1SDVEU?feature=shared">https://youtube.com/shorts/Ldtky1SDVEU?feature=shared</a>  <b>Reference picture :</b> 	5

## SUBJECT-EVS

S.NO.	SKILL	TOPIC	MARKS																
1	<b>SUBJECT ENRICHMENT ACTIVITY (Observation, Identification, Analysis)</b>	<p>Do the following experiments to find out the <b>properties of Air</b></p> <p><b>1.Making a Windmill</b> Objective: Understand how air moves objects. Materials: Coloured paper, a pencil, a pin, and scissors</p> <p><b>2.Air Pressure Experiment</b> Objective: Demonstrate that air exerts pressure. Materials: A glass of water, a piece of cardboard.</p> <p><b>3.Making a Balloon Rocket</b> Objective: Show that air can move things. Materials: A balloon, a straw, a string, and tape.</p> <p><b>4.Breathing and Air</b> Objective: Show that living beings need air to breathe. Materials: A bowl of water, a straw, and a bottle.</p>	10																
2	<b>PROJECT (Observation, Identification, Exploration)</b>	<p>Air Quality Index (AQI) Find out the AQI of Jammu, Delhi and Sikkim for 10 consecutive days. Make a table and compare which place has better air quality.</p> <p>Write down the steps to improve air quality at your place?(Do it in A4 size sheet.</p> <table border="1" data-bbox="609 1722 1226 1942"> <thead> <tr> <th></th> <th>AQI INDEX</th> <th></th> <th></th> </tr> <tr> <th>DATE</th> <th>JAMMU</th> <th>DELHI</th> <th>SIKKIM</th> </tr> </thead> <tbody> <tr> <td>26-12</td> <td></td> <td></td> <td></td> </tr> <tr> <td>27-12</td> <td></td> <td></td> <td></td> </tr> </tbody> </table>		AQI INDEX			DATE	JAMMU	DELHI	SIKKIM	26-12				27-12				10
	AQI INDEX																		
DATE	JAMMU	DELHI	SIKKIM																
26-12																			
27-12																			


**SUBJECT- COMPUTERS**

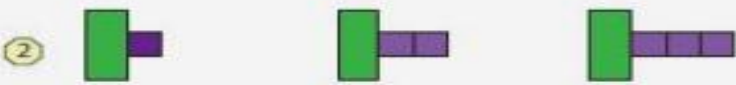
• **ACTIVITY 1 (Marks 05)**


Draw Scratch Jr window (page no 64) on A4 sheet and Paste it on computer notebook  
**WORKSHEET ( Arrangement of Patterns)**


**Growing & Repeating Pattern**

Draw the picture that comes next in each pattern.

①  \_\_\_\_\_

②  \_\_\_\_\_

③  \_\_\_\_\_

④  \_\_\_\_\_



